



# QUAIL'S TALES

Southern California Decorative Painters

Whittier, California

December 2025

Volume 52 Issue 12

scdp.webador.com ~ This is a zoom only club

Dear SCDP Members,

I hope each of you enjoyed a warm and meaningful Thanksgiving with family and friends. The planning, cooking, and gathering can be a lot of work, but I hope the time you spent together made it all worthwhile. Thanksgiving always reminds us how meaningful these traditions are and how much joy they bring into our lives.

This past month, we enjoyed a wonderful paint-in with Heidi Allison. What a fun day! It was great to see such a large turnout and so many members painting. I think learning how to create a "busted canvas" interested many members. Thank you to everyone who attended and made the day so enjoyable.

On that same day, we held our General Meeting, and we certainly accomplished a lot. With one addition, we unanimously approved our revised Bylaws and Standing Rules. I want to give a very BIG thank you to Christine Leonard-Taylor and Nancy Hornberger, who gave so much of their time to help us reach this point. Your hard work was truly appreciated by all. At this meeting, we also voted in our 2026 Board. A heartfelt thank you to all of the Board members who accepted and continued in their positions. It is the Board's commitment and involvement that keeps our club healthy and strong. The Board will be installed at our Christmas Party.

As we now turn our attention to the joy of the Christmas season, many of us are preparing our homes with festive decorations, including the pieces we have painted. I have a few pieces that will make nice gifts for family and friends. One of them is a Christmas ornament that will be given to a "secret" member at our Christmas Party. Hopefully, you have all signed up for the party. We have a new Christmas Party Chair, Roxanne Corey, and I can't wait to see what games she has planned and what prizes will be given. I especially enjoy the ornament exchange it is always a fun surprise!

As I close, I hope the coming weeks bring you moments of creativity, peace, and joy as you prepare for Christmas. Remember to take time for yourself — relax, enjoy the season and let the beauty of the holidays fill your heart.

Happy Holidays,

Marion Barnett  
President, SCDP



## 2025 SCDP Board

President .....Marion Barnett  
Vice.President...Christine Taylor-Leonard  
Assistant VP.....Avis Randall  
Treasurer.....Esther Carrion  
Secretary.....Irene Patr-  
Special Event Chair.....Anne Engle  
Newsletter Editor.....Patty Newell  
Membership Chair.....Kathy Wheeler  
Corresponding Sec.....Cookie Perry  
Memory Box Chair.....Diana Ray  
Web Editor.....Diana Ray  
Christmas Chair..... Roxanne Corey  
Zoom Chair .....Christine Taylor-Leonard

## ~IN THIS ISSUE~

1. President's Message
2. Upcoming Classes
3. Birthdays, Sunshine & Shadows, Memory Boxes
4. 2026 Classes
5. January Class Form
6. February Class Form
7. March Class Form
8. Creative Members Corner
9. 2026 Board Members
10. Recap for Paint -in & Paint Along
11. Recipe
12. Class Enrollment Form

Board Meeting ,  
January 19th , 9:30 am



# Upcoming Classes



## First Class of 2026

Jan. 12

Paint Me October

Designer & Teacher

Tami Carmody

Feb 9

## Valentine Baubles

Designer & Teacher:

Karen Brouwer

General Meeting 9:00



March 9

## Floral Butterfly Tray

Designer and Teacher

Shannon Miller



Come paint & have some fun!!

Painting begins at 9:30 am

\*Contact Avis Randall at (714)637-0779 or [ardr1@dslextreme.com](mailto:ardr1@dslextreme.com)



## December Birthdays

*Deb Trammell—12/11*  
*Heidi Allison—12/31*

~~~~~

*November*  
*27th*  
*Esther*  
*Carrion*  
*(Sorry I missed*  
*your birthday!)*



### Memory Box Report

Remember to finish the  
inside!

There were 10 memory boxes  
turned in for October &  
7 boxes for November  
turned in so far

KEEP PAINTING LADIES  
Let's keep up the great work!

2025 YTD Total: 74  
2025 Goal: 75 Boxes

### Remember our Pledge,

All members of SCDP join  
Our Pledge in painting at least one  
Memory Box Per year.



## Sunshine & Shadows



We are very sorry to share that our member Kim Tamiazzo very recently lost her husband. A loss of a loved one is always really hard, but it is comforting to know that we are not alone and that our friends and family are there for us. Special prayers for Kim and her family.

Rowena Jeffery is recovering from having a new pace-maker put in. We are all praying for a speedy recovery for her & she'll be back painting again soon!

Anyone who learns of any Sunshine or Shadows, please contact :  
Cookie Rouse-Perry at [cookieercoojie@yahoo.com](mailto:cookieercoojie@yahoo.com) or  
909-697-8391

### Memory Boxes—December 2025

Congratulations Ladies, we are getting so, so close to our goal of 75 memory boxes for 2025, and now have completed **74** boxes. Wonderful! Let's keep painting, we have almost reached our goal! For October, we had a total of 10 boxes turned in and 7 boxes have been received so far in November. Since the last newsletter, boxes have been turned in by Marion Barnett, Marianna Pickett, Linnea Rydout and Jerilyn Sassorossi. Thanks to those members who have continued to paint boxes throughout the year and support our Memory Box program, we appreciate your participation. By just the simple kindness of painting a box can mean so much to a grieving family to hold precious memories of their beloved child.

A delivery of boxes will be made to Long Beach Memorial Hospital in December. If you have completed boxes, please contact me to make arrangements to pick them up prior to the second week of December. Also, if you are in need unpainted boxes, please contact me.












We will have a Zoom Memory Box paint-along on Monday, January 5, 2026 at 9:30 am-12 Noon. A pattern will be emailed out in mid-December in case you need a design to paint.

For those members out of the area who would like to participate in the memory box program, you may paint a design on an 8" x 8" piece of watercolor paper, mail it to me and I can attach it to a memory box. The design should be no larger than 6" x 6" to fit on either our round or hexagon shaped boxes. If you have any questions, please feel free to contact me.

Diana Ray  
Memory Box Chair



**Southern California Decorative Painters 2026 Programs Calendar**

|                                                                                                                                                                                                                                                                                                       |                                                                                                                                                                                                                                                                                                         |                                                                                                                                                                                                                                                                       |
|-------------------------------------------------------------------------------------------------------------------------------------------------------------------------------------------------------------------------------------------------------------------------------------------------------|---------------------------------------------------------------------------------------------------------------------------------------------------------------------------------------------------------------------------------------------------------------------------------------------------------|-----------------------------------------------------------------------------------------------------------------------------------------------------------------------------------------------------------------------------------------------------------------------|
| <p align="center"><b><u>Jan 12</u></b><br/> <b><u>Paint Me October</u></b><br/>                     Designer &amp; Teacher:<br/>                     Tami Carmody</p>                                                | <p align="center"><b><u>Feb 9</u></b><br/> <b><u>Valentine Baubles</u></b><br/>                     Designer &amp; Teacher:<br/>                     Karen Brouwer<br/>                     General Meeting 9:00</p>  | <p align="center"><b><u>Mar 9</u></b><br/> <b><u>Floral Butterfly Tray</u></b><br/>                     Designer and Teacher<br/>                     Shannon Miller, CDA</p>      |
| <p align="center"><b><u>Apr 13</u></b><br/> <b><u>Spring Royalty</u></b><br/>                     Designer &amp; Teacher<br/>                     Bobbie Campbell, CDA</p>                                          | <p align="center"><b>TO BE ANNOUNCED..</b></p>                                                                                                                                                                                                                                                          | <p align="center"><b><u>Jun 8</u></b><br/> <b>51st Anniversary Celebration</b><br/> <b>Special Event</b></p>                                                                       |
| <p align="center"><b><u>Jul 13</u></b><br/> <b><u>Peppermints &amp; Holly</u></b><br/>                     Designer and Teacher<br/>                     Shannon Miller, CDA<br/> <b>General Meeting 9:00</b></p>  | <p align="center"><b><u>Aug 10</u></b><br/> <b><u>Holly The Christmas Bunny</u></b><br/>                     Designer: Wendy Fahey<br/>                     Teacher: Irene Patrias</p>                               | <p align="center"><b><u>Sep 14</u></b><br/> <b><u>Woodsy Wonderland</u></b><br/>                     Designer: Karen Wisner<br/>                     Teacher: Heidi Allison</p>  |
| <p align="center"><b><u>Oct 12</u></b><br/> <b><u>Hattie &amp; Hoot</u></b><br/>                     Designer: Maxine Thomas<br/>                     Teacher: Rose Melgoza</p>                                    | <p align="center"><b><u>Nov 9</u></b><br/> <b><u>One Happy Snowman</u></b><br/>                     Designer &amp; Teacher:<br/>                     Bobbie Campbell, CDA<br/> <b>General Meeting 9:00</b></p>       | <p align="center"><b><u>Dec 7</u></b><br/> <b><u>Zoom Christmas Party</u></b></p>                                                                                                |

Class Fees \$20. Members, \$25 Non-Members. All classes will be via Zoom or social media until further notice.  
 Memory Box Paint Alongs: Jan 5, Apr 6, Jul 6, Oct 5    Regular Paint Alongs: Feb 2, Mar 2, May 4, Jun 1, Aug 3, Nov 2



**Southern California Decorative  
Painters (SCDP)**

Cordially invites you to Zoom  
with us on

**Monday, January 12, 2026**

**9:30 – 4:00 Pacific Time**

As we paint

**Paint Me October**

Design & Teacher

**Tami Carmody**

Zoom Log In will

be emailed a few days before class.

Questions?

Please contact Avis by email.

**The class will be recorded.**

[scdp.webador.com](http://scdp.webador.com)

**Supplies Needed:**

Enamel Paints

16 oz Glass Jar from Hobby Lobby

Fairy lights and ribbon.

**Southern California Decorative Painters Zoom Class Enrollment Form**

Enclose your check, made payable to SCDP and completed form in an envelope and mail to:

Avis Randall – 5331 E. Juaneno Ave, Orange, CA 92867- (714) 637-0779 [ardr1@dslexreme.com](mailto:ardr1@dslexreme.com)

**Please Print**

Name \_\_\_\_\_ Phone \_\_\_\_\_

Address \_\_\_\_\_

City: \_\_\_\_\_ State: \_\_\_\_\_ Zip: \_\_\_\_\_

Email Address: \_\_\_\_\_

**Class Information:**

SCDP Member \$20 \_\_\_\_\_ Non SCDP Member \$25 \_\_\_\_\_

Total Paid: \_\_\_\_\_ Check # \_\_\_\_\_

**No refunds will be issued.**



Supplies Needed:

16" Barrel Stave from Pinecraft

SKU# 222001

20% discount code given when prep is issued,

4 small round knobs for feet

# **Southern California Decorative Painters (SCDP)**

Cordially invites you to Zoom with us on

**Monday, February 9, 2026**

**11:30 – 5:30 Pacific Time**

As we paint

## **Valetine Baubles**

Design & Teacher

**Karen Brouwer**

Zoom Log In will

be emailed a few days before class.

Questions?

Please contact Avis by email.

**The class will be recorded.**

[scdp.webador.com](http://scdp.webador.com)

## **Southern California Decorative Painters Zoom Class Enrollment Form**

Enclose your check, made payable to SCDP and completed form in an envelope and mail to:

Avis Randall – 5331 E. Juaneno Ave, Orange, CA 92867- (714) 637-0779 ardr1@dslextreme.com

### **Please Print**

Name \_\_\_\_\_ Phone \_\_\_\_\_

Address \_\_\_\_\_

City: \_\_\_\_\_ State: \_\_\_\_\_ Zip: \_\_\_\_\_

Email Address: \_\_\_\_\_

### **Class Information:**

SCDP Member \$20 \_\_\_\_\_ Non SCDP Member \$25 \_\_\_\_\_

Total Paid: \_\_\_\_\_ Check # \_\_\_\_\_

No refunds will be issued.





Pinecraft Surface. 20% discount code given when prep issued.

Or surface of choice.

Pattern Pack \$12 Website: [shannonmillerpaints.com](http://shannonmillerpaints.com)

Scharff Series 458 #1 Liner for Strokework

**Southern California Decorative  
Painters (SCDP)**

Cordially invites you to Zoom  
with us on

**Monday, March 9, 2026**

**9:30 – 4:00 Pacific Time**

As we paint

**Floral Butterfly Tray**

Design & Teacher

**Shannon Miller, CDA**

Zoom Log In will

be emailed a few days before class.

Questions?

Please contact Avis by email.

**The class will be recorded.**

[scdp.webador.com](http://scdp.webador.com)

**Southern California Decorative Painters Zoom Class Enrollment Form**

Enclose your check, made payable to SCDP and completed form in an envelope and mail to:

Avis Randall – 5331 E. Juaneno Ave, Orange, CA 92867- (714) 637-0779 [ardr1@dslexreme.com](mailto:ardr1@dslexreme.com)

**Please Print**

Name \_\_\_\_\_ Phone \_\_\_\_\_

Address \_\_\_\_\_

City: \_\_\_\_\_ State: \_\_\_\_\_ Zip: \_\_\_\_\_

Email Address: \_\_\_\_\_

**Class Information:**

SCDP Member \$20 \_\_\_\_\_ Non SCDP Member \$25 \_\_\_\_\_

Total Paid: \_\_\_\_\_ Check # \_\_\_\_\_

**No refunds will be issued.**

# ~~~~Members Creative Corner~~~~

Send all pictures & descriptions to [patriciamnewell@gmail.com](mailto:patriciamnewell@gmail.com) by the 20th of every month



The first tag :

(is from a Zoom class) I took with Valley of the Sun Artists in Arizona. Knobby Gnome is a design by Sharon Wolf that was taught by Bonnie Dominguez.

The Snowman Heart was designed by Nancy Scott and taught by Deb Ramo. I adapted the heart shape to fit a tag from my stash.

*Painted by  
Diana Ray*



"Snowman Parts"

Designed & taught by  
Sandy LeFlore  
at Autumn getaway

*Painted by  
Anne Engle*



"Cardinal Companion"

Designed by  
Chris Haughey

Taught by Heidi Allison  
At Autumn Getaway

*Painted by  
Anne Engle*



Designed and Taught by  
Linda LaRocco

*Painted by  
Esther Carrion*



"Merry Christmas  
Busted Canvas"

Designed by  
Marlene Kruetz  
Taught by  
Heidi Allison  
in a zoom class at  
SCDP

*Painted by  
Patty Newell*



This design called  
"Sweet Cheeks" de-  
signed and taught by  
Judy Coates from a  
class I took at Autumn  
Getaway.

*Painted by  
Diana Ray*



We thank the following people for volunteering to serve on the SCDP Board for this coming year. Our Club could not continue without their commitment.

**SCDP BOARD FOR 2026**

|                      |                      |
|----------------------|----------------------|
| President            | Marion Barnett       |
| First Vice President | Christine T. Leonard |
| Assistant VP         | Avis Randall         |
| Treasurer            | Esther Carrion       |
| Special Event Chair  | Anne Engle           |
| Secretary            | Irene Patrias        |
| Membership Chair     | Diana Ray            |
| Newsletter Editor    | Patty Newell         |

**APPOINTED POSITIONS 2026,**

|                         |                          |
|-------------------------|--------------------------|
| Corresponding Secretary | Cookie Perry             |
| Christmas Party         | <i>Your name here.</i>   |
| Memory Box Chair        | Diana Ray                |
| Nominating Chair        | <i>Your name here.</i>   |
| Paint Along Chair       | Christine Taylor Leonard |
| Web Editor              | Diana Ray                |
| Zoom Chair              | Christine Taylor Leonard |



*Wishing everyone a very  
Happy New Years Eve!*



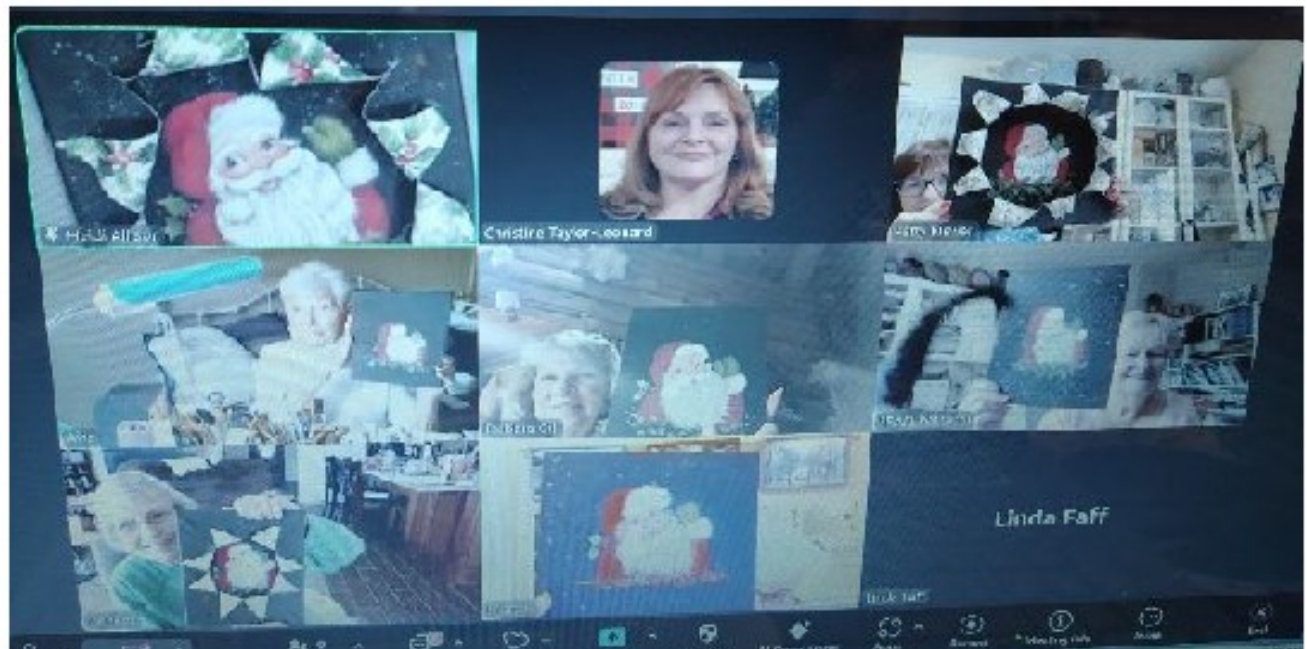
### We are painting our way into the Holidays!

We had our elf hats on in November!

Our Paint Along the first Monday of the month brought us "My Ornament Box" by Anita Morin, which was a free pattern from The Artist Club years ago. This Santa is busy hanging ornaments while he puts a smile on your face because he is so cute! It was so nice to paint along as we visited with one another. What an enjoyable time!

Our November Paint In brought us our own Heidi Allsion as we painted "Dear Santa Busted Canvas."

The Santa design is by Marlene Kreutz, CDA. The busted canvas is a design trend that is fairly new. Heidi combined these two design elements to bring us a happy holiday design that is sure to become a family favorite. Everyone enjoyed the process of doing something new and were pleased with the results. We know this Santa will have a welcome spot in our homes this Christmas!





This is an old Webb family recipe. From my mom's side.



See's Fudge – And yes, I was always told it's really from See's Candy

4 1/2 cups gran. Sugar

3 pkg chocolate chips - 12oz.

7 oz. marshmallow whip

2 tsp. Vanilla

1/2 lbs. butter

2 cups chopped walnuts (or nuts of your choice, or leave out)

1 tsp. Salt

1 lg. can of Pet Milk

Have most ingredients ready in large bowl, excluding milk & sugar.

Heat milk & sugar to a rolling boil on low heat. Cook 6 min, stirring constantly, pour into other ingredients,

Mix & work fast until all mixed together. When blended pour into a jellyroll sheet pan. Sets up fast, but not hard. Will stay semi soft. If it's too soft to stay into cut pieces, I roll it into balls, still tastes yummy!

It makes 5 lbs. It's very yummy! I hope everyone loves it like I do.





## Southern California Decorative Painters Zoom Class Enrollment Form

Please complete this form for each class. You may write one check for all classes.

Enclose your check and completed forms in an envelope and mail to:

Avis Randall, 5331 E. Juaneno Ave., Orange, CA 92867, (714)637-0779

Name: \_\_\_\_\_ Phone: \_\_\_\_\_

Address : (non-members) \_\_\_\_\_

City: \_\_\_\_\_ Zip: \_\_\_\_\_

Email: \_\_\_\_\_

Class Title & Date: \_\_\_\_\_

Class Fee: \_\_\_\_\_ Student has received pattern ( ) Surface ( )

Surface Fee: \_\_\_\_\_ Photo or Accessory Fee: \_\_\_\_\_

Paid: \_\_\_\_\_ Check #: \_\_\_\_\_

**Make checks payable to SCDP MEMBERS FEE: \$20.00 NON-MEMBERS: \$25.00**

**\* Refunds are given only when the class is full and there is a waiting list.**



Patty Newell  
Newsletter Editor  
1180 Joyce Dr  
Brea CA 92821



*Let your  
Creativity flow*