



QUAIL'S TALES

Southern California Decorative Painters

Whittier, California

November 2025

Volume 52 Issue 11

scdp.webador.com ~ This is a zoom only club

Hello, Painting Friends,

We can see the signs of fall everywhere! The leaves are turning, the air is cooler, and more branches are beginning to show through the trees. The colors are so very pretty — those reds, yellows, and oranges that make this season such a joy for us who paint.

I enjoy decorating my house for the various seasons, and Autumn/Thanksgiving is one of my favorites. I have so many beautiful pieces — not all necessarily for Thanksgiving, but lovely autumn ones that blend perfectly together. Each one adds warmth and color, reminding me how creativity shows up in so many ways — not just in our paintings, but in the way we decorate, arrange, and celebrate the season.

Just as I'm changing decorations in my home, our club is also preparing for changing positions on the 2026 Board. This month, we'll be nominating and electing new officers to the board. It's always gratifying to see members (both new and continuing) step forward to share their time and talents. Serving on the board is a wonderful way to get involved and help keep our Club going.

Another exciting thing happening is the submission of projects for the upcoming year, 2026. Submissions have already been turned in, and as a board, we'll soon be finalizing the selections and creating our calendar for the year. Hopefully, you voted for your favorite projects. Our Board meets on Monday, October 20, and I'm very excited to see what new projects and teachers we'll have for our paint-ins in 2026! The completed calendar should be available very soon.

As we prepare for Thanksgiving, many of us gather with family and friends to celebrate the day. Most of us will be busy cooking the traditional favorites — turkey, stuffing, gravy, mashed potatoes, pumpkin pie and all the comforting dishes that make this holiday so special. It's a time to pause, give thanks, and appreciate the simple joys around us.

I want to take this time to wish each of you a happy Thanksgiving. May your homes be filled with warmth, love, and laughter!

Happy Thanksgiving,
Marion Barnett,
President, SCDP



2025 SCDP Board

PresidentMarion Barnett
Vice.President...Christine Taylor-Leonard
Assistant VP.....Avis Randall
Treasurer.....Esther Carrion
Secretary.....Irene Patrias
Seminar Chair.....Anne Engle
Newsletter Editor.....Patty Newell
Membership Chair.....Kathy Wheeler
Corresponding Sec.....Cookie Perry
Memory Box Chair.....Diana Ray
Web Editor.....Diana Ray
Christmas Chair..... Roxanne Corey

~~IN THIS ISSUE~~

1. President's Message
2. Upcoming Classes
3. Birthdays, Sunshine & Shadows, Memory Boxes
4. October class form
5. 2026 Classes
6. January Class form
7. Christmas party Update
- 8.. Earlybird Membership form
- 9..Creative Members Corner
- 10.Memory Box Pictures, General Meeting & Nominations for Board
- 11.OCTDP Fundraiser Flyer
- 12.October Ckass Recap & Paint Along
13. Recipe
14. Class Enrollment Form



Board Meeting
October 20, 9:30 am



Upcoming Classes



November 10

Busted Canvas, Dear Santa

Designer: Marlene Kreutz

Teacher: Heidi Allison

8 X 10 Canvas Board and Framed Canvas, Christmas
Scrapbook Paper, Mod Podge, Craft Knife or Scissors

General Meeting: 9:00

First Class of 2026

Jan. 12

Paint Me October

Designer & Teacher

Tami Carmody



Come paint & have some fun!!

Painting begins at 9:30 am

*Contact Avis Randall at (714)637-0779 or ardr1@dslextreme.com



November Birthdays

Marion Barnett—11/14

Marianne Pickett-11/14

*Christine Taylor
Leonard—1/18*

Patty Newell- 11/17

Kay Jenne—11/21

Irene Patrias—11/24

Sunshine & Shadows



Please keep Christine Taylor Leonard in your thoughts and prayers as she recovers from a hand/arm Procedure, that She's been coping with. Feel better soon our friend!

Also, keep Patty Newell's sister in your thoughts & prayers, she will be having hip replacement surgery 11/10.

We all here at SCDP Are All Lucky and blessed because we all know We are loved and cared about!

Anyone who knows of any sunshine or shadows please contact Cookie Rouse Perry at

cookiecookie@yahoo.com - 909-697-8391

MEMORY BOXES- NOVEMBER 2025

Congratulations Ladies, we are getting so close to our goal of 75 memory boxes for 2025, and now have completed 66 boxes. Fantastic! Let's keep painting, we are so close! For September, we had a total of 8 boxes turned in and 9 boxes have been received so far in October. Since the last newsletter, boxes have been turned in by Nancy Hornberger, Avis Randall, Diana Ray, Heidi Spangler and Fran Wilson.

Sixteen (16) memory boxes were delivered to Long Beach Memorial Hospital on October 3, 2025. Thanks to our members who have painted boxes and continue to support the Memory Box program. I have been told many times by the Chaplain's office at the hospital that the families so appreciate receiving the beautiful boxes to keep mementoes belonging to their beloved babies.

We held our last Memory Box Paint along for 2025 on Zoom on Monday, October 5 with 6 members participating. Dates for the 2026 Memory Box paint alongs will be finalized soon and listed in an upcoming newsletter.

Please keep in mind that if you are in the Lakewood/Cerritos area and either have completed boxes to turn in or need unpainted boxes, please contact me and arrangements will be made for pick up or delivery.

For those members out of the area who would like to participate in the memory box program, you may paint a design on an 8" x 8" piece of watercolor paper, mail it to me and I can attach it to a memory box. The design should be no larger than 6" x 6" to fit on either our round or hexagon shaped boxes. If you have any questions, please feel free to contact me.

Diana Ray
Memory Box Chair

Memory Box Report

Remember to finish the
inside!

There were 8 memory boxes turned in for September so far & October has had 9 boxes turned in so far

KEEP PAINTING LADIES
Let's keep up the great work!

2025 YTD Total: 66
2025 Goal: 75 Boxes

Remember our Pledge,

All members of SCDP join
Our Pledge in painting at least one
Memory Box Per year.



FALL BACK
November 2





**Southern California Decorative
Painters (SCDP)**

Cordially invites you to Zoom
with us on

Monday, November 10, 2025

9:30 – 4:00 Pacific Time

As we paint

Busted Canvas Dear Santa

Design By Marlene Kreutz

Instruction by

Heidi Allison

Zoom Log In will

be emailed a few days before class.

Questions?

Please contact Avis by email or phone.

The class will be recorded.

Supplies Needed:

8" X 10" Canvas Board and Canvas Frame

Scrapbook paper, Mod Podge, Scissors

Southern California Decorative Painters Zoom Class Enrollment Form

Enclose your check, made payable to SCDP and completed form in an envelope and mail to:

Avis Randall – 5331 E. Juaneno Ave, Orange, CA 92867- (714) 637-0779 ardr1@dslextreme.com

Please Print

Name _____ Phone _____

Address _____

City: _____ State: _____ Zip: _____

Email Address: _____












Class Information:

SCDP Member \$20 _____ Non SCDP Member \$25 _____

Total Paid: _____ Check # _____

No refunds will be issued.

Southern California Decorative Painters 2026 Programs Calendar

<p align="center"><u>Jan 12</u> <u>Paint Me October</u> Designer & Teacher: Tami Carmody</p> 	<p align="center"><u>Feb 9</u> <u>Valentine Baubles</u> Designer & Teacher: Karen Brouwer General Meeting 9:00</p> 	<p align="center"><u>Mar 9</u> <u>Floral Butterfly Tray</u> Designer and Teacher Shannon Miller, CDA</p> 
<p align="center"><u>Apr 13</u> <u>Spring Royalty</u> Designer & Teacher Bobbie Campbell, CDA</p> 	<p align="center">TO BE ANNOUNCED..</p>	<p align="center"><u>Jun 8</u> 51st Anniversary Celebration Special Event</p> 
<p align="center"><u>Jul 13</u> <u>Peppermints & Holly</u> Designer and Teacher Shannon Miller, CDA General Meeting 9:00</p> 	<p align="center"><u>Aug 10</u> <u>Holly The Christmas Bunny</u> Designer: Wendy Fahey Teacher: Irene Patrias</p> 	<p align="center"><u>Sep 14</u> <u>Woodsy Wonderland</u> Designer: Karen Wisner Teacher: Heidi Allison</p> 
<p align="center"><u>Oct 12</u> <u>Hattie & Hoot</u> Designer: Maxine Thomas Teacher: Rose Melgoza</p> 	<p align="center"><u>Nov 9</u> <u>One Happy Snowman</u> Designer & Teacher: Bobbie Campbell, CDA General Meeting 9:00</p> 	<p align="center"><u>Dec 7</u> <u>Zoom Christmas Party</u></p> 

Class Fees \$20. Members, \$25 Non-Members. All classes will be via Zoom or social media until further notice.
 Memory Box Paint Alongs: Jan 5, Apr 6, Jul 6, Oct 5 Regular Paint Alongs: Feb 2, Mar 2, May 4, Jun 1, Aug 3, Nov 2



**Southern California Decorative
Painters (SCDP)**

Cordially invites you to Zoom
with us on

Monday, January 12, 2026

9:30 – 4:00 Pacific Time

As we paint

Paint Me October

Design & Teacher

Tami Carmody

Zoom Log In will

be emailed a few days before class.

Questions?

Please contact Avis by email.

The class will be recorded.

scdp.webador.com

Supplies Needed:

Enamel Paints

16 oz Glass Jar from Hobby Lobby

Fairy lights and ribbon.

Southern California Decorative Painters Zoom Class Enrollment Form

Please email Avis Randall for more information and to receive payment mailing instructions.

ardr1@dslexreme.com

Please Print

Name _____ Phone _____

Address _____

City: _____ State: _____ Zip: _____

Email Address: _____

Class Information:

SCDP Member \$20 _____ Non SCDP Member \$25 _____

Total Paid: _____ Check # _____

No refunds will be issued.



Christmas is coming



Here is all you need to know to sign up and plan for a Fabulous festive experience!

Party date is **December 8, 2025**, starting at **9:30am**.

If you would like to participate in our **annual ornament exchange** you will need to do the following:

Send me an email to confirm your participation

No later then November 2, 2025

roxannecorey@icloud.com

Once I have the list of participants, each will be notified of the person they will mail their ornament to. Please sign your ornament and write **"DO NOT OPEN UNTIL DECEMBER 8th"** on the outside of the envelope and remove your name from your return label.

All other **party goers**, please email me to confirm your attendance no later then **November 24th, 2025**.

roxannecorey@icloud.com

After registration you will receive the prep and line drawing for our painting project (photo insert) that I'm sure you have the perfect surface for in your stash. It is a Sandra Malone design that you are welcome to reduce or enlarge.

We will have games, contests, prizes, painting and of course our President will confirm SCDP's Board for 2026.

If you have any questions, don't hesitate to contact one of the party planning Elves listed below:

Roxanne Corey – roxannecorey@icloud.com

Anne Engle – aengle3@yahoo.com

Patty Newell – patriciamnewell@gmail.com



SPECIAL EARLY MEMBERSHIP RENEWAL BONUS

Renew on or BEFORE November 15, 2025

*To receive \$10.00 off the paint-in of your choice
next year!*



Simply fill out the Membership Form, and attach a \$20.00 check made payable to
Southern California Decorative Painters---SCDP and mail to:

Membership Chairperson:

Kathryn Wheeler 11325 Telechron Avenue Whittier, CA 90605

Please fill out entire form.



SOUTHERN CALIFORNIA DECORATIVE PAINTERS 2026 MEMBERSHIP FORM

Please Print

Check # _____ Cash _____

Date _____ New Member _____ Renewal _____

NAME: _____

ADDRESS: _____

CITY: _____ STATE _____ ZIP _____

PHONE (Cell) _____ Phone (Home) _____

E-MAIL _____ Birthday: Day _____ Month _____

Are You a teacher _____ Shop Owner _____ Other _____

Would you like information about becoming more involved with the Club? Yes _____ No _____

Membership Fee: **\$20.00 annually** (January 2026 to December 2026)

Be sure to postmark "on or before" November 15, to receive your bonus!!!

Make \$20.00 check payable to "SCDP" and mail to Membership Chairperson:

**Kathryn Wheeler
11325 Telechron Avenue
Whittier, CA 90605**

~~~~Members Creative Corner~~~~

Send all pictures & descriptions to patriciamnewell@gmail.com by the 20th of every month



Designed by
Chris Haughey

*Painted by
Anne Engle*



Designed & Taught by Sandy McTier at NET
"Steampunk Collage Palette"

Painted by Patty Newell



Designed by
Renee Mullins
"Autumn Pumpkin
with Crows"

*Painted by
Diana Ray*



Designed by Chris Haughey
Taught by Heidi Allison at Autumn Getaway
Painted by Marion Barnett



Designed by
Lisbeth Stul
Taught by
Cookie Perry

*Painted by
Marion Bar-
nett*



"Love Was Born
in a Stable"
designed and
taught by
Maxine Thomas
from a class I
took at Autumn
Getaway.

*Painted by
Diana Ray*



*Painted Memory Boxes will
be going to
LB Memorial Hospital*

NOMINATIONS FOR BOARD POSITIONS

2026-2028

CHAIRPERSONS:

APPOINTED POSITIONS

Vice President:	Heidi Allison
Assistant VP:	Avis Randall
Secretary:	Irene Patrias
Membership Chair:	Diana Ray
Newsletter Editor:	Patty Newell
Special Event Coord.	Anne Engle

Christmas Party	Roxanne Corey
Corresponding Sec.	Cookie Perry
Memory Box Chair	Diana Ray
Web Editor	Diana Ray
Zoom Coordinator	Christine Taylor Leonard
Paint-In Coordinator	Christine Taylor Leonard

***Please note that we have changed the name of Seminar Chair to Special Event Coordinator. Also we have added the positions of Paint-In Coordinator and Zoom Coordinator to our Board Positions.*

Important General Meeting

Our next General Meeting will take place before our Paint-In on:

Monday, November 10 at 9:00 on Zoom.

This is an important meeting as we will elect our new officers for the 2026-2028 year. We must have a quorum to elect these officers, so your attendance is important. We will meet before the paint-in begins. Plan to attend this meeting because, in addition to our general information, you will have the opportunity to ask questions, make suggestions, and share your ideas with our Club. There will also be time for show and tell, so get your painted pieces ready to share



SAVE THE DATE

TOLE PAINTING & CRAFTER ESTATE SALE

SATURDAY **** NOVEMBER 8 **** 9 AM TO NOON



FUNDRAISER HOSTED BY

Orange County Tole & Decorative Painters

Location: 2561 W. Roven St. Anaheim (c/s Magnolia-Orange)

(Advisory: Short term parking allowed in this permit parking neighborhood)

SUPER DEALS on:

Books, Brushes, Birdhouses, Beads, Boxes, Gourds,
Glass/Metal surfaces, Jo Sonja Paints & Mediums,
Pattern Packets, Puzzles, Ornaments, crafting
embellishments, Tools and More

Cash, checks and Zelle accepted

for more info: call Rose 714 886-7694 website: **octdp.com**



Join us on November 3 for our last Paint Along of the year!

The suggested pattern is "My Ornament Box" by Anita Morin which was a free pattern from The Artist Club.

The pattern is adaptable to a box, small tray, square cradle board or reduced for an ornament.

Please join us as we paint this happy fellow and enjoy each others company while getting into the holiday spirit!

The pattern packet has been sent!

Frosty's Sweet Treats

What a fun time we had as we brought Frosty and his friends to life with Cookie Perry!

What an enjoyable day!



Cinnamon Streusel Baked Apples

Ingredients

For the brown butter cinnamon streusel topping:

8 tablespoons butter, cut into tablespoon pieces
1 teaspoon pure vanilla extract
1/2 cup packed light brown sugar
1/2 cup all-purpose flour
3/4 cup old-fashioned oats
1/2 cup chopped pecans or walnuts
1/2 teaspoon ground cinnamon
1/8 teaspoon ground nutmeg
1/8 teaspoon salt



For the apples:

5 medium Honeycrisp apples (can use Fuji, Jonagold, or Granny Smith)
2 tablespoons light brown sugar
1/2 teaspoon ground cinnamon
3/4 cup hot water
Vanilla ice cream for serving, optional
Salted caramel sauce for serving, optional

Instructions

1. Preheat oven to 375 degrees F.
2. Place butter pieces in a medium skillet. Melt the butter over medium heat, swirling it in the pan occasionally. The butter will foam and pop, so be careful. Continue to swirl the pan often. Remove pan from heat once the butter starts to brown and smells nutty. There will be small brown bits on the bottom. The butter should be an amber color. Pour butter into a medium bowl.
3. Add the vanilla extract and brown sugar to the brown butter. Stir until smooth. Add the flour, oats, pecans, cinnamon, nutmeg, and salt. Stir until combined. Set aside.
4. Cut the apples in half from stem to end. Use a melon baller or small spoon to scoop out the apple core and seeds. Dig deep enough so there is a little room to "stuff" the apples with the filling. Remove the apple stems.
5. Pour the hot water in a large cast iron skillet or baking dish. Arrange the apples in the baking dish with the flesh facing up. Sprinkle brown sugar and cinnamon evenly over the apples. Divide the streusel topping between the apples, pressing down so it doesn't fall out.
6. Cover the pan with aluminum foil and bake the apples for 20 minutes. Remove from the oven and carefully remove the foil. Bake for 30-40 more minutes or until the apples are soft and the topping is golden brown. You want the apples to be soft, but not mushy.
7. Remove from the oven and serve warm with vanilla ice cream if desired.

Southern California Decorative Painters Zoom Class Enrollment Form

Please complete this form for each class. You may write one check for all classes.

Enclose your check and completed forms in an envelope and mail to:

Avis Randall, 5331 E. Juaneno Ave., Orange, CA 92867, (714)637-0779

Name: _____ Phone: _____

Address :(non-members) _____

City: _____ Zip: _____

Email: _____

Class Title & Date: _____

Class Fee: _____ Student has received pattern () Surface ()

Surface Fee: _____ Photo or Accessory Fee: _____

Paid: _____ Check #: _____

Make checks payable to SCDP MEMBERS FEE: \$20.00 NON-MEMBERS: \$25.00

*** Refunds are given only when the class is full and there is a waiting list.**



Patty Newell
Newsletter Editor
1180 Joyce Dr
Brea CA 92821



FALL BACK
November 2

*Let your
Creativity flow*