



QUAIL'S TALES

Southern California Decorative Painters

Whittier, California

October 2023

Volume 50 Issue 10

scdp.webador.com

President's Message

Greetings SCDP Members,

This year is moving along quickly. In a few days, it will be October. It is the month of witches, goblins, ghosts, and all things scary. It is time to take out all those painted Halloween pieces and decorate your homes for the season. I like to decorate at the end of September to enjoy my pieces for October.

If you want another Halloween piece to add to your collection, you are in luck. Our Club has a "free" paint-along on the first Monday of the month. These sessions are so enjoyable. Some of us paint memory boxes, finish a UFO, or work on something new. Most of the time, our Vice President, Christine, provides a suggested project to paint. This month, it is a Halloween project. A picture of this is in the Newsletter. If you have not been attending our "free" paint-along, mark your calendars for every first Monday of the month and join us for a time to visit, share stories, show projects we have painted, and paint together.

Speaking of painting, we painted an adorable snowman with Tami Carmody on a glass piece last month. I always find it challenging to step away from familiar acrylic paints and try a new medium. Tami is always so reassuring and precise with her instructions for painting on glass that it made most of us confident and self-assured in painting the project. Look on our Facebook page for members' postings of the piece.

Looking forward to Halloween and the fun it is for adults and children, I would like to share some facts about this holiday taken from the internet: Halloween is celebrated in most parts of the world; the custom of trick-or-treating probably began in England when Poor citizens on All Soul's Day would beg for food, they would be given a "soul cake" with the promise they would pray for the dead families' relatives, Candy corn was originally called "chicken feed," Jack O' Lanterns were lit initially to ward off evil spirits, Harry Houdini died on Halloween in 1926, Illinois grows more pumpkins than any other state. Hopefully, these few facts will add to the enjoyment of celebrating Halloween.


Wishing you a Happy Halloween! Not too scary, I hope.
Marion Barnett, President SCDP

2023 SCDP Board

President	Marion Barnett
1 st V.P.....	Christine Taylor-Leonard
1 st Assistant.....	Avis Randell
2 nd V.P.....	Anne Engle
Treasurer.....	Esther Carrion
Secretary.....	Irene Patrias
Seminar Chairs....	Diana Ray/Cookie Perry
Newsletter Editor.....	Patty Newell
Membership Chair.....	Kathy Wheeler
Historian.....	Anne Engle
Corresponding Sec.....	Cookie Perry
Hospitality.....	Cookie Perry
Memory Box Chair.....	Diana Ray
Web Editor.....	Diana Ray
Tole Month.....	Esther Carrion
Christmas Chair.....	Christine Taylor Leonard


~IN THIS ISSUE~

1. President's Message
2. Upcoming Classes
3. Birthdays, Sunshine & Shadows, Memory Boxes
4. Vet Ornaments & Seminar Recap
5. Members Creative corner
6. Membership Enrollment
7. Recipe
8. Class Enrollment

October 16th
9:30 am

Upcoming Classes



October 8
Autumn

Taught & Designed by:
Jeannetta Cimo
10 ¾ Round wood/word cutout
@ \$10.00 from Jeannetta
(there are 5 different options of
word cutouts) or surface from
your stash.



November 13

Blessed and Thankful
Taught by: Janet Mitchell
Designed by:
Rosemary West
13x13 any surface of your
choice, the teacher suggests
enlarging and put on a tray.



Come Paint & have some fun! Painting begins at 9:30 am

*Contact Avis Randall at (714)637-0779 or ardr1@dslextreme.com

Nominations for SCDP Board Positions for 2024

The following Board Positions expire at the end of 2023: First Vice President, Secretary, Membership Chair, and Newsletter Editor. Those who have held these positions have agreed to run for another year. We would not only welcome but encourage others to become involved either to take over the position or assist with the position. If you have typing skills, Excel skills, or would like to help with party planning, or any other activities, we would love to have you come on board. If you would like to offer your help in any capacity, please call:

Marion Barnett 562-743-3750



October Birthdays

Lois Joachimstaler - 10/1
Rowena Jeffery - 10/2
Kathy Ruth - 10/11
Linda Swanson - 10/22

Memory Box Report Remember to finish the inside!



There were 11 memory boxes turned in for August. No boxes have been turned in for September as of yet.

KEEP PAINTING LADIES
Let's keep up the great work!

2023 YTD Total: 65
2023 Goal: 70
2022 YTD Total: 71

Remember our Pledge

All members of SCDP join our Pledge in painting at least one Memory Box Per year.



Sunshine & Shadows



"We are needing prayers for several of Our precious members this month. Nancy Hornberger has recently had a pacemaker put in. Donna Beightol got a new hip, and Christine Leonard-Taylor had Kidney stones removed. Kathy Wheeler will be having a procedure in the near future. Also, Covid has attacked some of our members. Patty Newell, Diana Ray, and Kathy Ruth along with Kathy's entire Family have had Covid. Fortunately everyone has or is recovering from all these surgeries and illnesses. Thankfully the Sun is now shining on all of our members who have had health issues, but please continue to keep them in Your thoughts and prayers as they continue to recover.

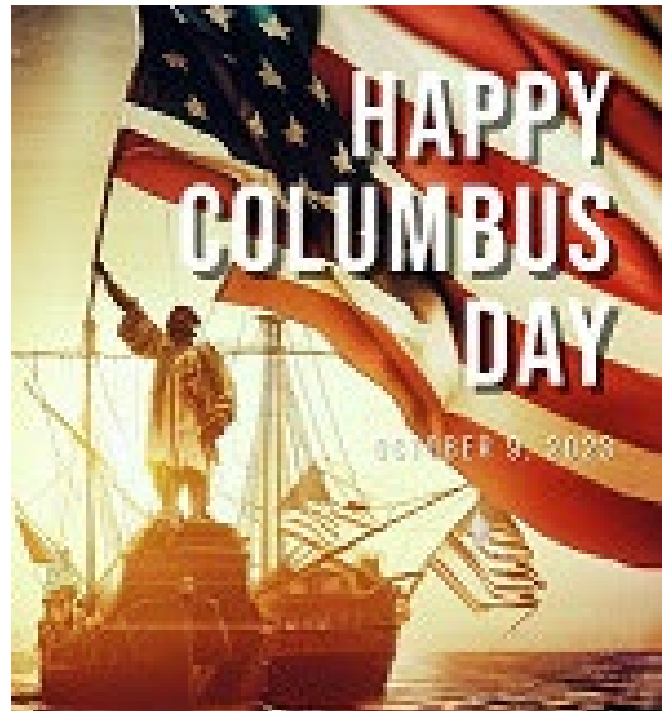
If anyone knows of any Sunshines or Shadows please contact:

Cookie Perry

Corresponding Secretary

cookiecookie@yahoo.com

(909-697-8391



Christmas Ornaments for Veterans

We have received approximately 50 painted ornaments to be given to Veterans in hospitals and other Veteran's facilities. You still have time to paint an ornament or two to be given to the Veterans. The deadline to turn them in is DECEMBER 1. They may be mailed to:



Marion Barnett, 20606 Harvest Avenue, Lakewood, CA 90715

An inexpensive method to ship the ornaments is through Parcel Path (ship.parcelpath.com), and follow the instructions given. The particulars were in last month's Newsletter under "Members Creative Corner."



At our General Meeting this month, Nancy Hornberger was the lucky winner of a free paint-in. All those in attendance at the General Meetings are eligible to receive a free paint-

October 2 Paint A Long

Attached please find the free pattern packet from Susan Kelly, Hang Around For A Spell. Of course, you are welcome to work on any project!
We hope you will make plans to join us as we paint and catch up with one another.
The Zoom log in is listed below. I will send the log in out once again the morning of October 2, putting it at the top of your email client for easy access.

Topic: SCDP October Paint Along
Time: Oct 2, 2023 9:30-Noon Room will open at 09:15 AM Pacific Time (US and Canada)

Join Zoom Meeting
<https://us02web.zoom.us/j/2044325927?pwd=d1Z0dXY0dTJCOFBqM0ZhblNrYWZxQT09>

Meeting ID: 204 432 5927
Passcode: 1234



~~~~Members Creative Corner~~~~

Strawberry Splash – I painted with Lorna Lamb at the OKC convention in August. Very interesting to learn her techniques for the strawberry as well as the water. *Roxanne Corey*



Cardinal - Is an oil piece that I took with Gale Pilant at the OKC Convention in August. This was Gale's first time teaching and she did an amazing job. I don't paint in oils very often so it was a real treat. *Roxanne Corey*

Painting Tip

This is an item that I received in a “goodie bag” from Heidi Allison at the Autumn Getaway. She said that it was one of the best brushes for splattering, and she was absolutely right! It is a denture brush and available at the Dollar Tree.

Marion Barnett



I purchased This Chris Thorton pattern from Pinecraft along with the wood. Great directions to paint on your own.

Marion Barnett



I purchased this pattern from Liz Vigliotto at one of her online sessions. The instructions were very easy to follow. *Marion Barnett*



I painted this with Heidi Allison at the Autumn Getaway hosted by Brushwackers. The designer is Paola Bassan. *Anne Engle*



It is that time of year to renew your SCDP membership.

Renewal fees this year are: **\$10.00 Returning Members**
\$20.00 New Members

Simply fill out the Membership Form, and attach either a check or cash made payable to:
Southern California Decorative Painters-SCDP, AND mail to:

Membership Chairperson:
Kathy Wheeler, 11325 Telechron Ave. Whittier, CA 90605

ALL MEMBERS please fill out the entire form.



SOUTHERN CALIFORNIA DECORATIVE PAINTERS
2024 MEMBERSHIP FORM

Please Print

Date _____ Check # _____ Cash _____
New Member _____ Renewal _____

NAME: _____

ADDRESS: _____

CITY: _____ ZIP CODE _____ Birthday Month _____ Day _____

PHONE (Home) _____ PHONE (Cell) _____

EMAIL _____

Are you a teacher? _____ A Shop Owner? _____ Other? _____

Would you like to become involved with the Chapter? YES _____ NO _____

*All members of SCDP join our pledge in painting at least one (1) Memory Box per year.
(Memory Boxes are provided by the chapter.)*

Membership Fee for those who were members in 2023: **\$10.00** **Returning Members**

Membership Fee for **NEW** members for 2024 **\$20.00** **New Members**

Make check payable to **“SCDP”** (or send cash) and mail to Membership Chairperson:

Kathy Wheeler, 11325 Telechron Ave., Whittier, CA 90605

Spider Taco Ring

- 2 tbsp. vegetable oil
- 1 yellow onion, chopped
- 3 cloves garlic, finely chopped
- 2 1/2 tsp. kosher salt, divided
- 3/4 lb. ground beef
- 1 (14.5-oz.) can black beans, rinsed and drained
- 1/2 c. water
- 4 tsp. chili powder
- 1 tbsp. ground cumin
- 1 tsp. dried oregano
- 1 1/2 c. shredded cheddar cheese
- 3 (8-oz.) cans crescent rolls
- 2 c. (or more) shredded lettuce
- 3/4 c. (or more) chopped tomatoes
- 1/4 c. (or more) sour cream
- 2 black olives, pitted



Step 1 - In a large skillet over medium heat, heat oil. Add onion, garlic, and 1/2 teaspoon salt and cook, stirring occasionally, until tender, 4 to 5 minutes. Add beef and cook, breaking up with a wooden spoon, until browned and cooked through, 4 to 5 minutes more. Drain any excess fat.

Step 2 - Stir in beans, water, chili powder, cumin, oregano, and remaining 2 teaspoons salt. Bring to a boil over medium-high heat; reduce heat to medium-low and simmer, stirring occasionally, until slightly thickened and warmed through, about 5 minutes. Remove from heat and let cool. Stir in cheese.

Step 3 - Arrange racks in upper and lower thirds of oven; preheat to 375°. Line 2 baking sheets with parchment.

Step 4 - For the spider body, unroll 2 cans of crescent rolls and divide into triangles. Arrange triangles on one prepared sheet with all the points facing out and the shortest sides of the triangles overlapping to form an empty 6" circle in the center.

Step 5 - Spoon cooled taco mixture over overlapping portion of rolls, creating a ring of filling. Fold pointed ends of rolls over filling and tuck under (some filling may peek out between strips; that's okay).

Step 6 - For the legs, separate remaining can of crescent rolls into triangles. Fold the tip of the triangle inward by 1", then roll triangles up from the longest side, creating a thin rod about 7" long. Arrange on second prepared sheet in the shape of a wide "V," then repeat with remaining crescent rolls.

Step 7 - Bake spider body on lower rack until golden brown and cooked through, 15 to 20 minutes. Bake spider legs on upper rack until golden brown, 10 to 12 minutes. Let cool slightly.

Step 8 - Arrange spider body on a platter. Insert 4 legs on each side of the body between strips so they're standing upright. Fill center of body with lettuce, tomatoes, and sour cream in stripes; stick olives in sour cream for the eyes. Serve with more sour cream, lettuce, and tomatoes alongside, if desired.



You are cordially invited to our annual

Zoom Christmas Party

from the comfort of your own home!

Monday, December 4th 9:30—Noon

Join us for a fun and relaxing time as we come together to celebrate the holiday season! There will be games and laughter!

We will create a cute little ornie.

There will be Zoom prizes (as opposed to door prizes!)

There will be a Secret Santa Ornament Exchange!

A good time will be had by all!

If you would like to join us and reserve your spot, please contact

Christine Taylor-Leonard

tochristine@dslextreme.com

818 723-4759 phone/text

All those signing up will receive information on the

Ornament Exchange with instructions and deadlines by email.

Goodie Envelopes will be mailed out the third week of November

and are not to be opened until Party Day!

More info will be coming soon!

Sign up ASAP so we can get this Party started!



Southern California Decorative Painters Class Enrollment Form

Please complete this form for each class. You may write one check for all classes.

Enclose your check and completed forms

in an envelope and mail to: Avis Randall, 5331 E. Juaneno Ave., Orange CA 92867 (714)637-0779

Name _____ Phone _____

Address: (non-members) _____

City: _____ Zip _____

Email: _____

Class Titla & Date: _____

Class Fee: _____

Student has received pattern (__) Surface (__)

Surface Fee: _____

Photo or Accessory Fee: _____

Total Paid: _____

Check # _____

Make checks payable to: SCDP MEMBERS COST: \$20.00 NON-MEMBERS: \$25.00

***Refunds are given only when the class is full and there is a waiting list. If the class is NOT Full, there will NOT be a refund if the student is unable to attend.**



Patty Newell
Newsletter Editor
1180 Joyce Dr
Brea CA 92821



Be
Inspired